

Materials stainless steel or brass body  
alabaster shades

Dimensions 6 in (15.2cm) W x 6 in (15.2cm) H x 4 in (10.2cm) D

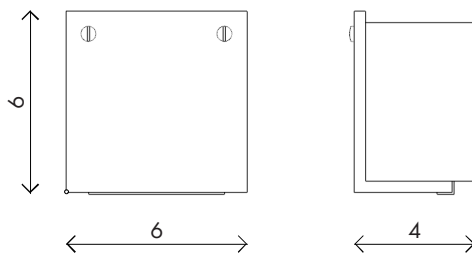
Backplate 5¼ W x 5¼ H x 3 ⅝ D  
J-box location on center

Lamping 1 x E26 sockets  
G16.5 LED bulbs (not provided)  
3.8W 2700K  
350 lm

- Finishes
- Matte Stainless Steel
  - Polished Stainless Steel
  - Satin Brass
  - Polished Brass
  - Alabaster



Handmade in Los Angeles



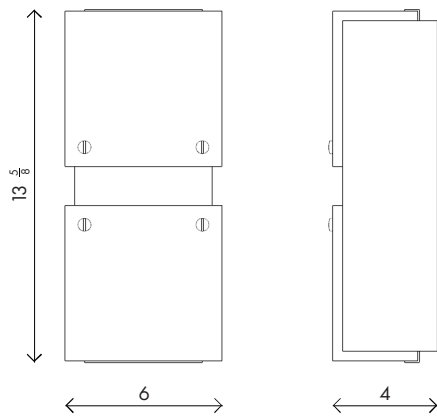
Bulb life	15,000 hrs
Dimming	10-100%. Wattage +/- 10% Lumen Values +/- 5Lms CRI +/- 5% Fully tested with LUTRON® DVCL, DVEL
Voltage	120 V / 240
Certification	UL, CE listed
	Hardwired

Materials	stainless steel or brass body alabaster shades
Dimensions	6 in (15.2cm) W x 13 5/8 in (34.6cm) H x 4 in (10.2cm) D
Weight	10lbs
Backplate	5 1/4 x 12 3/4 H x 3 5/8 D J-box location on center
Lamping	2 x E26 sockets G16.5 LED bulbs (not provided) 3.8W 2700K 350 lm

Finishes	● Matte Stainless Steel
	● Polished Stainless Steel
	● Satin Brass
	● Polished Brass
	● Alabaster



Handmade in Los Angeles



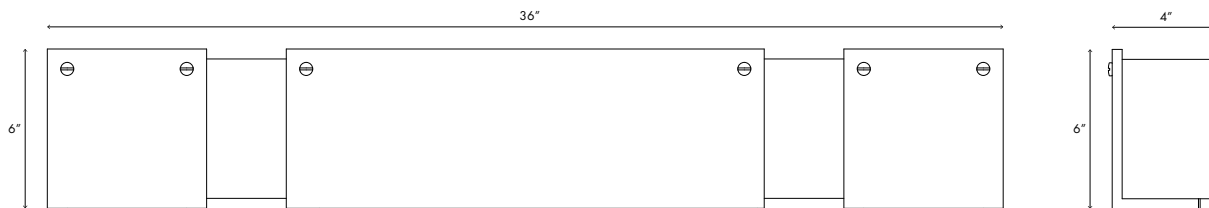
Bulb life	15,000 hrs
Dimming	10-100%. Wattage +/- 10% Lumen Values +/- 5Lms CRI +/- 5% Fully tested with LUTRON® DVCL, DVEL
Voltage	120 V / 240
Certification	UL, CE listed
	Hardwired

Materials	stainless steel or brass body alabaster shades
Dimensions	36 in (66.0cm) W x 6 in (15.2cm) H x 4 in (10.2cm) D
Packing	>50lbs (22.6kg)
Backplate	35 1/4 W x 5 1/4 in H x 3 5/8 D J-box location on center
Lamping	4 x E26 sockets G16.5 LED bulbs (not provided) 3.8W 2700K 350 lm

Finishes	●	Matte Stainless Steel
	●	Polished Stainless Steel
	●	Satin Brass
	●	Polished Brass
	●	Alabaster



Handmade in Los Angeles



Bulb life	15,000 hrs
Dimming	10-100%. Wattage +/- 10% Lumen Values +/- 5Lms CRI +/- 5% Fully tested with LUTRON® DVCL, DVCL
Voltage	120 V / 240
Certification	UL, CE listed
	Hardwired